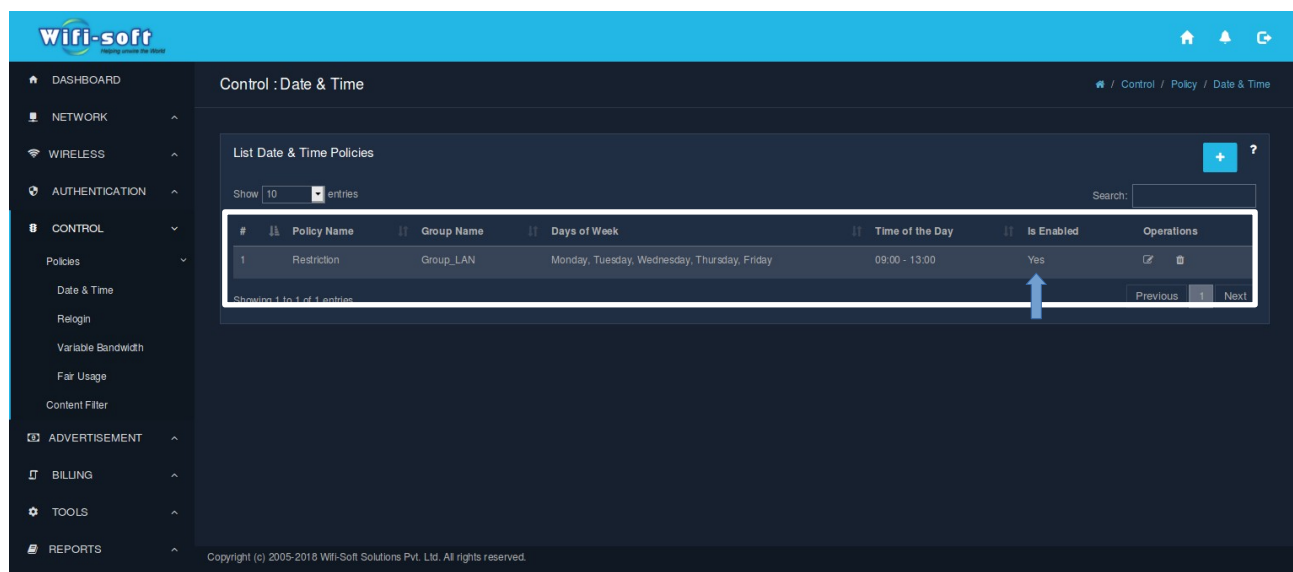
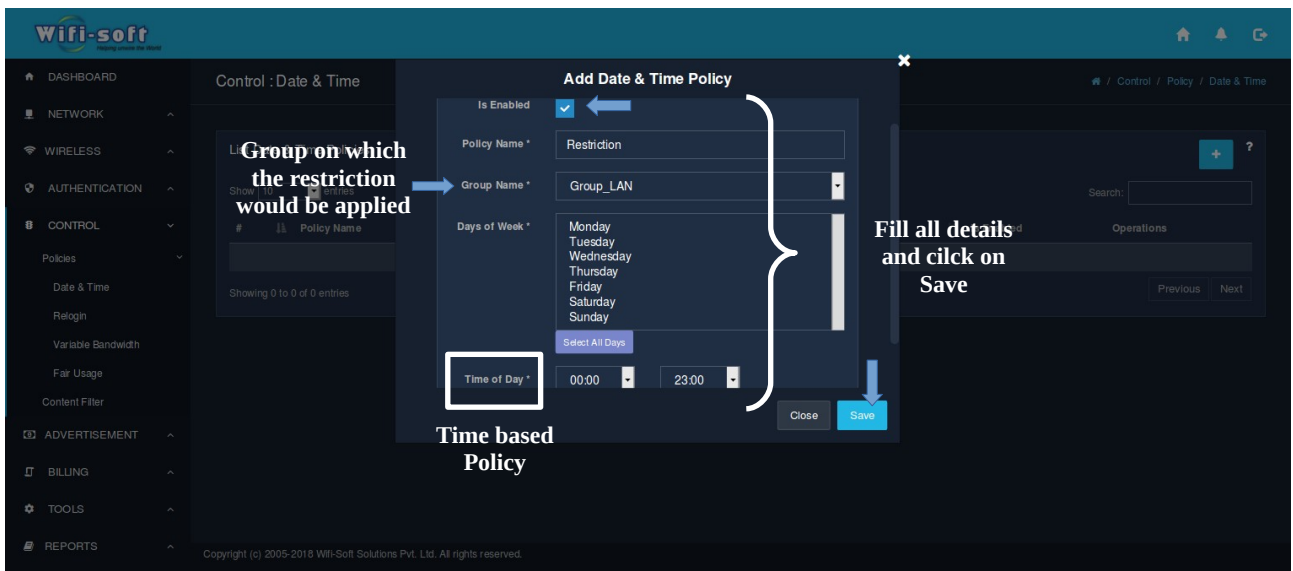
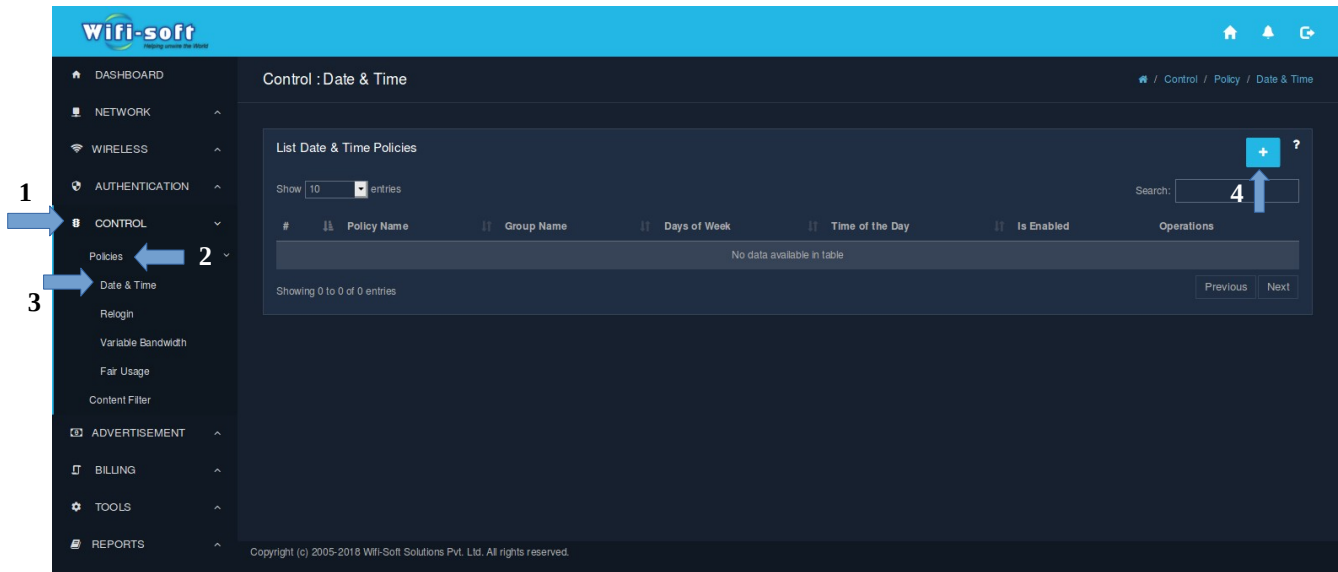


Restriction based on time can be set using below steps:

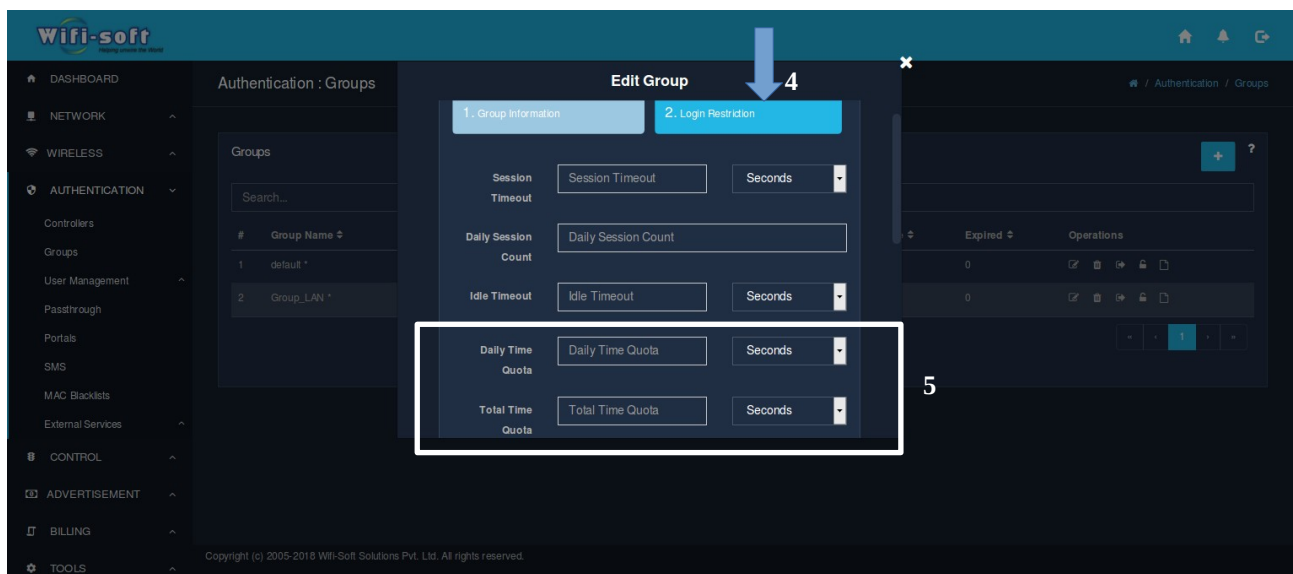
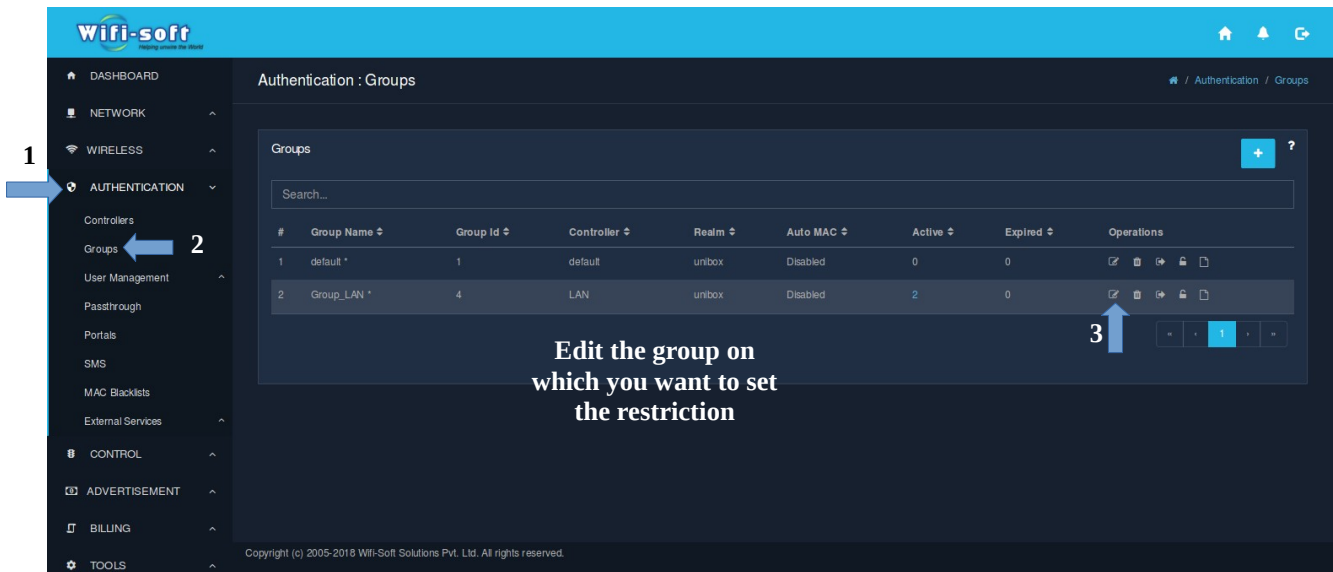
A : Setting time restriction using “Policies” under Control --> Policies --> Date & Time



B : Setting time restriction in Group based restriction :

Goto, Authentication --> Group --> Edit User Group(for adding time restriction) --> Click on Login Restriction

These restriction would be group based, means all users under this group will get this restriction.



C : Setting time restriction on single user:

Goto **Authentication --> User Management --> Users --> Edit the user on which you want to set restriction --> goto restriction section and fill time related restriction details.**

These restriction would be on single user which you have selected, means only that user will have time based restriction. Refer below :

Authentication : Users

User Search

Controller: Select, User Group: Select, Billing Plan: No billing plans avail, User Attribute: Select, Value: []

Users

#	Username	Controller	User Group	User Type	Status	Creation Date	Operations
1	MAC_User@unibox	LAN	Group_LAN	FREE	active	05 Jul 2019 18:19:57	[Icons]
2	Ranjit@unibox	LAN	Group_LAN	FREE	active	05 Jul 2019 17:12:05	[Icons]

Showing 1 to 2 of 2 entries

Select and edit the user on which you want to set the restriction

Edit User

1. Authentication, 2. General Info, 3. Restrictions

Session Timeout: [] Seconds

Daily Session Count: []

Idle Timeout: [] Seconds

Daily Time Quota: [] Seconds

Wifi-soft

Authentication : Users

Edit User

Timeout

Daily Session Count

Idle Timeout

Daily Time Quota

Total Time Quota

Daily Bandwidth Quota

Controller

Users

#	Username	LAN	Group	Auth	Status	Session Date	Operations
1	MAC_User@unibox					05 Jul 2019 16:19:57	
2	Ranjit@unibox	LAN	Group_LAN	FREE	active	05 Jul 2019 17:12:05	

Showing 1 to 2 of 2 entries

Close Import Export Search

6

7

Copyright (c) 2005-2018 Wifi-Soft Solutions Pvt. Ltd. All rights reserved.

Close Previous Finish

Note : You can also apply restriction based on different parameters, follow same process as above to set different restrictions on users. Also give a look into following restriction types,

